

SUMMER ASSIGNMENTS


CLASS XI-D

Class 11 Sociology Summer Assignment

CBSE Guidelines-Based Instructions

Structure of the Project File

1. Front Page

- Title of the Project (Choose from the topics given in the end or you can choose your own topic)
 - Name of the Student
 - Class: XI
 - Subject: Sociology
 - Roll Number
 - School Name
 - Academic Year (2025–26)
- 

2. Acknowledgement

A short paragraph where you thank your teacher, school, friends or anyone who helped you in completing the project.

Example: "I would like to express my heartfelt gratitude to my Sociology teacher for his guidance and support throughout this project. I also thank my friends and family for their encouragement."

3. Certificate

CERTIFICATE

This is to certify that [Student Name] of Class XI has successfully completed the Sociology project titled [Project Title] under the guidance of [Teacher's Name] during the academic session 2025–26.

Date: _____

Signature of Teacher: _____

School Stamp: _____



4. Index


A table of contents with page numbers for each section.

5. Introduction

- What is the topic about?
- Why did you choose it?
- Relevance in the current scenario

6. Main Content

Customize according to your chosen topic. You must include:

- Features: Key characteristics of the topic.
 - Advantages: Benefits or positive outcomes.
 - Disadvantages: Limitations, drawbacks, or criticisms.
 - Use case/examples: Use news events, laws, or case studies.
- 

7. Statement of Purpose

Give specific examples and illustrate the points you are making, don't just simply write them. Research you conducted – project title or focus, research mentor, your specific role, what you learned and the outcome. If there were challenges, don't be afraid to mention what you learned from them.

8. Research Question

Clear:

It should be easily understood by the reader without requiring additional explanation.

Focused:

It should be specific enough to be addressed within the time constraints of the research project.

Concise:

It should be stated in the fewest possible words.

Complex:

It should require analysis and synthesis of ideas to be answered, not just a simple "yes" or "no".

Arguable:

It should have potential answers that are open for debate rather than being accepted as facts.

9. Methodology

Qualitative and quantitative contributions that address the full range of methodological problems confronted by empirical research in the social sciences, including conceptualization, data analysis, data collection, measurement, modeling, and research design

10. Data Analysis

Various methods to collect, process, and interpret data to understand social phenomena, behaviors, and trends, ultimately leading to informed conclusions and insights.

11. Conclusion

- Your reflections on the topic
- What did you learn?
- How has it changed your understanding of Indian politics?

12. Bibliography

List all the sources used:


- Books
- Websites (proper links)
- News articles

Objectives of the Project Work


- Probe deeper and reflect on knowledge acquired during the course
- Analyze real-world sociological scenarios using social theories and critical thinking
- Become independent researchers by selecting their own topics and investigating multiple viewpoints
- Collaborate effectively and develop communication and coordination skills
- Develop 21st-century skills like creativity, analysis, and problem-solving
- Reflect on sociological trend in society and practices to become responsible citizens

Suggested Topics (Choose One):

Students are allowed to choose any topic of their choice related to course but some suggested topics are given below:

1. Social Change and Social Order in rural and urban society
 2. Difference between Western and Indian Sociologist thinking
 3. Inter relation between Culture and Socialization
 4. Different forms of marriage and their effect in society
 5. Relationship of Sociology with other Social Science disciplines
 6. Advantages and Disadvantages of technology on society
- 

Presentation Tips

- Neatly handwritten or typed on A4 sheets
 - Use charts, maps, or visuals to support content
 - File should be well-organized with proper headings
 - Use simple language and avoid plagiarism
 - Highlight key points with markers or colors
- 

Class XI Psychology–Creative Holiday Homework (Project File)

:"Understanding Human Behaviour: A Small
Study in Psychology"



Instructions:

You are required to select any ONE topic from the list below and conduct a small study using one or more of the following methods of enquiry:

Observation, Survey, Interview, or Questionnaire

Choose One Topic:

Bullying / Cyber bullying

Mental Health and Wellbeing

Impact of Social Media on Youth Altruism and its Impact on Wellbeing

Peer Pressure

Anger Management Sleep Hygiene

Changing Gender Roles and Stereotypes Cooperation and Competition

Compliance and Obedience



Project File Format (Minimum 20 Pages, Handwritten)

• Title Page

Title of the Project

Student's Name, Class, Roll Number, School Name

Introduction to the Topic Brief explanation of the topic why did you choose this topic?

Relevance of the topic in today's world

• Historical Background and Theoretical Perspectives Key theories or psychologists associated with this topic Explanation of major concepts using bullet points or diagrams

• Method of Enquiry Used

Method(s) applied: survey, interview, observation, and questionnaire Detailed description of the procedure:

Number of participants' Age group and background

Sample questions or check list used

Duration, setting, and how the data was collected

• Creative Element (Choose One to Include in the File)

Case Study of a fictional or real person/situation related to your topic

Dialogue Writing between two characters discussing the issue

Mini Survey Report with graphs or tables summarizing responses

(Hand-drawn visuals, comic strips, or story boards can be added for creativity)

•**Real-Life Applications**

How does this issue or topic affect daily life?

At least 3 real-life situations or examples (can include headlines, family/school/community examples)

•**Interesting Findings and Reflection**

Share 5 interesting facts or insights discovered during your study Reflect on your personal experience conducting the project

•**Conclusion**

•What did you learn from this project?

How has it impacted your understanding of psychology and human behaviour?

•**Bibliography**

•Mention all sources of information (books, websites, interviews, etc.)

General Instructions:

Project must be handwritten in A4-size ruled/plain sheets

Use neat headings, subheadings, bullet points, and diagrams wherever appropriate

Minimum 20 pages, Maximum 25 pages

Submission: On the first day after summer vacation



Class 11 Political Science SUMMER ASSIGNMENT

CBSE Guidelines–Based
Instructions



Structure of the Project File


1. Front Page

- Title of the Project (Choose from the topics below)
- Name of the Student
- Class: XI
- Subject: Political Science
- Roll Number
- School Name
- Academic Year (e.g., 2025–26)

2. Acknowledgement

A short paragraph where you thank your teacher, school, friends or anyone who helped you in completing the project.

Example: "I would like to express my heartfelt gratitude to my Political Science teacher for her guidance and support throughout this project. I also thank my friends and family for their encouragement."



3. Certificate

CERTIFICATE

This is to certify that [Student Name] of Class XI has successfully completed the Political Science project titled [Project Title] under the guidance of [Teacher's Name] during the academic session 2025–26.

Date: _____

Signature of Teacher: _____

School Stamp: _____

4. Index

A table of contents with page numbers for each section.

5. Introduction

- What is the topic about?
- Why did you choose it?
- Relevance in the current scenario

6. Main Content

Customize according to your chosen topic. You must include:

- Features: Key characteristics of the topic.
- Advantages: Benefits or positive outcomes.
- Disadvantages: Limitations, drawbacks, or criticisms.
- Use case/examples: Use news events, laws, or case studies.

Conclusion


- Your reflections on the topic
- What did you learn?
- How has it changed your understanding of Indian politics?

8. Bibliography

List all the sources used:

- Books
- Websites (proper links)
- News articles
- Government reports


Objectives of the Project Work

- Probe deeper and reflect on knowledge acquired during the course
 - Analyze real-world political scenarios using social theories and critical thinking
 - Become independent researchers by selecting their own topics and investigating multiple viewpoints
 - Collaborate effectively and develop communication and coordination skills
 - Develop 21st-century skills like creativity, analysis, and problem-solving
 - Reflect on political systems and practices to become responsible citizens
- 

Suggested Topics (Choose One):

1. Making of the Constitution
2. Elections in India
3. Working of the Judiciary System
4. Social Justice & Ethics Followed in Indian Politics
5. Human Rights Act and Its Gratification in India
6. Political Impact on Indian Legislation

Presentation Tips

- Neatly handwritten or typed on A4 sheets
 - Use charts, maps, or visuals to support content
 - File should be well-organized with proper headings
 - Use simple language and avoid plagiarism
 - Highlight key points with markers or colors
- 

Class XI CBSE History Project Guidelines (Pointers):

Facets of the Industrialization in
sixteenth– eighteenth centuries



Crusades: causes; rationale; events; outcomes; Holy Alliance

Ancient History in depth: Mesopotamia

Greek Philosophy and City States

Contributions of Roman Civilization

The spirit of Renaissance: Manifestation in art; Literature; Sculpture;

Influence on Trading Community; Social Fabric; Philosophy; Political

Values; Rational Thinking; Existentialism

Aspects of Development -South American States /Central American States

Different schools of thoughts- Realism: Humanism: Romanticism

Piecing together the past of Genghis Khan

Myriad Realms of Slavery in ancient, medieval, and modern world

History of Aborigines – America /Australia

Facets of Modernization – China /Japan/Korea



- **Select a topic from the CBSE-prescribed syllabus.**
- **Use relevant sources** – textbooks, reference books, internet, etc.
- **Organize content properly:**
 - Cover Page
 - Acknowledgement
 - Index
 - Introduction
 - Main Content (with headings and subheadings)
 - Conclusion
 - Bibliography
- **Incorporate visuals** – maps, images, timelines, drawings, etc.
- **Handwritten or printed** (as per school instruction)
- **Project should be 15–20 pages long.**

Class XI Economics Summer Assignment CBSE Guidelines–Based Instructions

Short Answer Questions

Define demand and explain the law of demand.


What are the factors that affect demand for a commodity?

Explain the concept of individual demand and market demand.

How does a change in income affect demand for a normal good?

What is the difference between a change in demand and a change in quantity demanded?

Long Answer Questions

- Explain the law of demand with the help of a demand schedule and demand curve.
 - Discuss the factors that lead to a shift in the demand curve.
 - Analyze the effect of a change in price of a substitute good on the demand for a commodity.
 - Explain the concept of elasticity of demand and its types.
- 


Numerical Questions

- Calculate the price elasticity of demand using the percentage method.
- Given a demand schedule, calculate the elasticity of demand at different price points.
- If the price of good increases by 10% and the quantity demanded decreases by 20%, calculate the price elasticity of demand.

Case Study-Based Questions

- Suppose you are the marketing manager of a company that sells smart phones. Analyze the factors that would affect the demand for your product.
- A new coffee shop opens in your neighborhood, and the owner wants to increase sales. What strategies would you suggest to increase demand for their coffee?

Project-Based Questions

- Collect data on the demand for a particular product (e.g. smart phones, laptops) over the past few years. Analyze the trends and factors that have affected demand.
 - Conduct a survey to understand the factors that affect demand for a particular product among different age groups or income levels.
- 

Class XI English Summer Assignment

CBSE Guidelines–Based Instructions




•Personal Reading Journal

Read any one novel/story book of your choice (outside your syllabus) and maintain a reading journal. Include:

- 1.Title and author
- 2.Main plot in 100 words
- 3.Your favourite character and why
- 4.A lesson learned

•Literature Project

One of the prescribed books (or a story/chapter from your syllabus) and:

- 1.Write a brief summary
 - 2.Identify the theme(s)
 - 3.Mention the central characters
 - 4.Reflect on what you learned from the story
- 

Class XI Physical Education Summer Assignment

Progression of SAI Khelo India Fitness Test

Dear Athletes/Players,

Summer is the best time to storm your brain as there is no pressure on you and this is the best leisure time for you. So keeping this in mind, I am sharing with you an assignment on SAI Khelo India Fitness Test.

"SAI Khelo India Fitness Test Summer Assignment"

Aim:

To understand and promote a healthy and fit lifestyle through the practice of SAI Khelo India Fitness Tests during the summer break.

Objectives:

1. Build cardiovascular endurance
2. Improve muscular endurance
3. Develop strength
4. Improve flexibility
5. Increase neuromuscular coordination
6. Maintain a healthy body weight

Instructions:


1. Read the SAI Khelo India Fitness Test PDF carefully to understand the tests.
2. Create a scorecard to track your performance.
3. Perform all tests on Day 1 and record your scores.
4. Practice the tests regularly and update your scorecard every week for the next 5 weeks.
5. Compare your progress and write a short note on your assignment journal.
6. Submit your final scorecard and reflection in June.

Precautionary Measures:

1. Avoid running in danger areas (e.g., roofs, traffic roads).
2. Avoid exercising if unwell or injured.
3. Avoid exercising after meals; maintain a 2.5-3 hour gap after heavy meals.
4. Practice with proper techniques as suggested in the PDF.
5. Gradually progress your exercises.
6. Avoid overexertion.
7. Maintain a healthy diet.

Benefits:

This assignment will help you develop a consistent fitness routine, track your progress, and understand the importance of physical fitness in maintaining a healthy lifestyle. It will also improve your sports performance.



Class XI Artificial Intelligence Summer Assignment

**Topic: Traffic Jam Due to
Roadside Parking
Based on: AI Project Cycle**



1. Problem Scoping – Understanding the Issue

What is the main problem you're trying to solve?

How does roadside parking contribute to traffic jams in your area or city?

Who are the people affected by this problem?

What is your goal in solving this issue?

What would a successful solution look like?

2. Data Acquisition – Collecting the Right Information

What kind of data would help you understand the problem better?

Where can you find data related to traffic flow and parking patterns?

What tools or methods will you use to collect or simulate this data?

Are there any existing public datasets or APIs you can explore?

•**Data Exploration – Analyzing the Data**

What patterns do you notice in the data collected?

Which areas seem to have the most traffic due to roadside parking?

Are there specific times of the day/week when traffic is worse?

Can you visualize this data using graphs or charts?


•**Modelling – Building a Solution**

What kind of AI model can you create or simulate to solve this problem?

Will your model predict traffic, suggest alternative parking, or notify authorities?

Which AI concepts (e.g., classification, prediction) can be applied here?

How can you demonstrate your solution in a simple way (flowchart, scratch, Teachable Machine)?



Evaluation – Judging the Effectiveness

How will you know if your solution is successful?

What improvements do you expect if your model is applied?

How will it benefit commuters, traffic authorities, and the environment?

What challenges might you face while implementing your idea?

Submission Guidelines

Prepare a neat handwritten or digital report with your answers.

Add graphs, visuals, or mock screenshots wherever possible.

Submit in a file or presentation format.



कक्षा 11वीं विषय-हिंदी
सन्मति हायर सेकेंडरी स्कूल इंदौर
ग्रीष्मकालीन अवकाश गृहकार्य

1. हिंदी समाचार पत्र पर प्रकाश डालते हुए किन्हीं दो हिंदी समाचार पत्रों की समीक्षा लिखें।

1. अमर उजाला
2. पंजाब केसरी
3. देशबंधु
4. उदन्त मार्तण्ड

2. "नमक का दरोगा" कहानी के आधार पर "एक न्यायप्रिय अध्यापक" की भूमिका को अपने शब्दों में लिखें।