

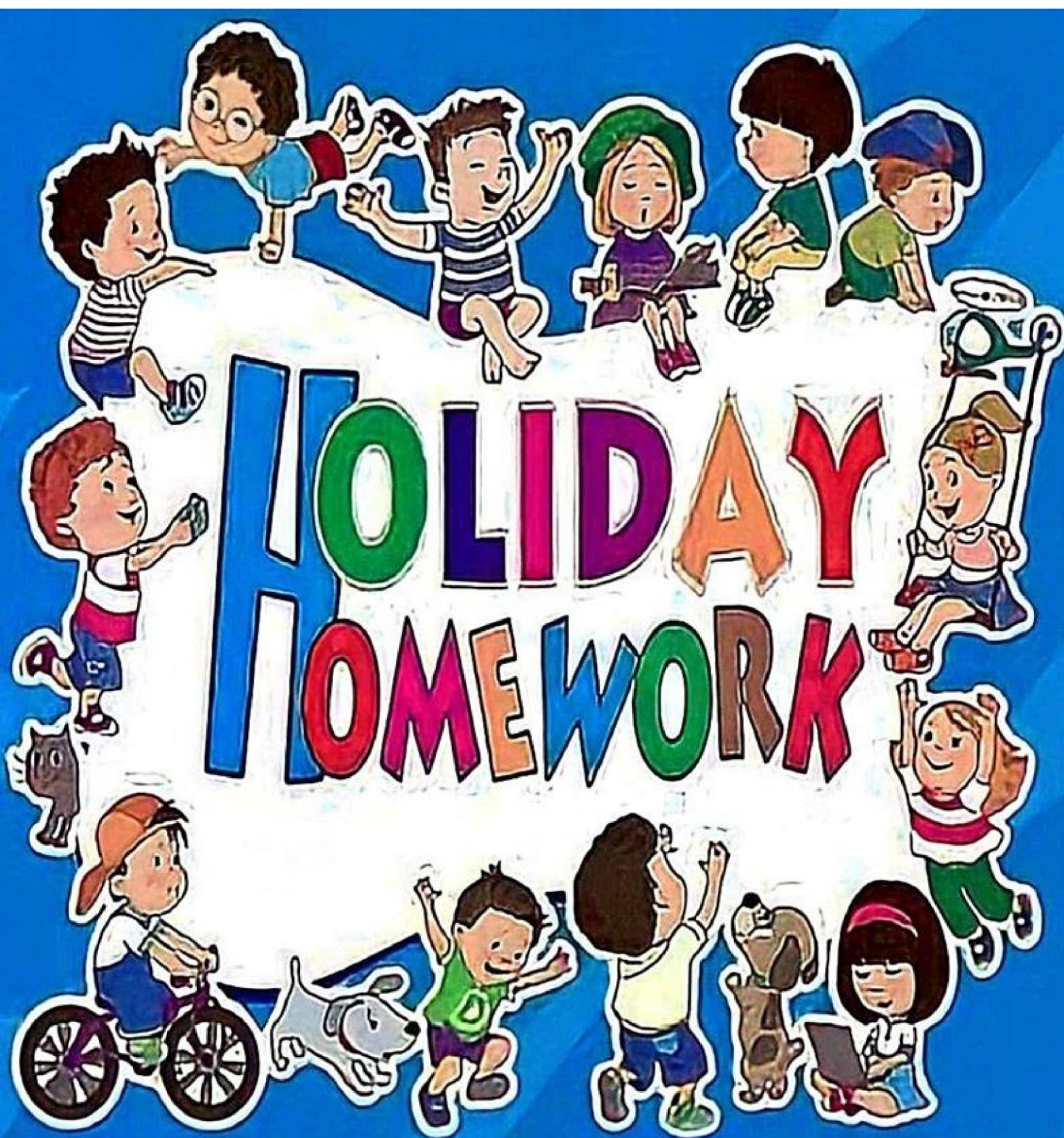


Here's to a Summer Vacation that's a playground for your imagination, where you can dream big, set goals and work towards achieving them. May your summer vacation be a time of relaxation, adventure, and cherished memories that will last a lifetime.

CLASS-III

SUMMER

ASSIGNMENT



**Summer Vacation is here...
There is some homework,
Which is easy to do,
Playing and playing and watching cartoon,
This fun continues till the mid of June.
This beautiful time comes once a year,
So we must enjoy it...** 🎉 🎉

Complete minimum 4 tasks in each subject



ENGLISH

A. Reading & Comprehension

1) Summer Reading Log: Read 5-10 short storybooks (or chapters) and fill out a simple log with:

- a) Book Title & Author**
- b) Favorite Character**
- c) Draw a scene from the story**

B. Creative Writing

1) Daily Journal: Write 3-5 sentences daily/weekly about summer adventures (e.g., "My Trip to the Park," "A Rainy Day").

C. Vocabulary & Grammar

- 1) Word Hunt: List 10 new words from books/magazines and write their meanings.**
- 2) Make a Picture Dictionary: Draw and label 20 summer-related words (e.g., sun, ice cream, beach).**
- 3) Grammar Fun: Circle nouns/verbs in a newspaper or magazine page.**

MATHS

- 1. Create a bird using different shapes with craft paper and write about the bird in your own words.**
- 2. Learn and write the tables From 2 to 12.**
- 3. Draw and colour a house using different types of shapes.**
- 4. Take an old calendar. cut out any 4 digits from it and paste it on A4 size sheet form the smallest and greatest 4 digit number using each digit once and write the numbers.**
- 5. Make an ice cream at home with the help of your parents and write the recipe with right measurement.**

HINDI

1. लेखन कौशल एवं रचनात्मक कौशल

जीव-जंतुओं पर आधारित किसी एक शिक्षाप्रद कहानी का चयन कीजिये। उस कहानी को **A-4** साइज शीट पर चित्र सहित लिखें।

2. सृजनात्मक कौशल व लेखन कौशल

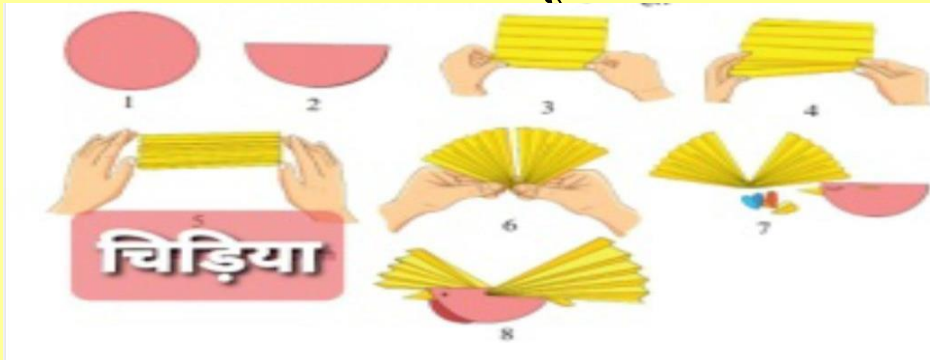
अपने पसंद की किन्हीं चार चीज़ों (जैसे कोई खिलौना, मिठाई, फल, फूल, पुस्तक, कार्टून, आदि) के चित्र बनाएँ व प्रत्येक पर **4-4** वाक्य लिखें।

3. परिवेशीय कौशल एवं अनुभवात्मक कौशल

अपने आसपास के औषधीय पेड़-पौधों को देखिए और बताइये की इनकी पत्तियों का उपयोग हम कहाँ-कहाँ कर सकते हैं? तालिका बनाकर लिखिए

(उदाहरण के लिये तुलसी)

4. खिलौना आधारित अधिगम तथा नैतिक मूल्यों का संवर्धन और पर्यावरण संरक्षण



आइये बनाएँ (पाठ-आधारित गतिविधि) पाठ-बया हमारी चिड़िया रानी

आवश्यक सामग्री - पुराने समाचार पत्र या पुराने कैलेंडर, गोंद, पुराने बटन, स्केच पेन, रंगीन कागज़, गोल आकार के लिए एक चूड़ी

ऊपर दी गई प्रक्रिया को देखकर चिड़िया बनायें और अपने घर के आसपास आने वाली चिड़िया के लिए किसी छोटे बर्तन में दाना और पानी रखें ।

EVS

1. My Environment Diary: Maintain a diary for 7–10 days and note down things like:

- Temperature changes
- Plants/trees around the house
- Waste disposal practices at home.

2. Know Your Plants: Can you find 3–5 plants near your home or garden? Write their names, uses, (like the medicinal values of basil leaves) and draw or paste a picture of each plant.

3. The Clean and Green Project: Can you clean and take care of a small plant or garden area near your home? Take care of it for a few days and draw or paste pictures to show what you did and also write the changes you observed.

4. My Favorite Festival: Choose your favorite festival. Ask your parents how and why it is celebrated. Write what people wear, eat, and do on that day. Pen down the information you collected in a creative way.

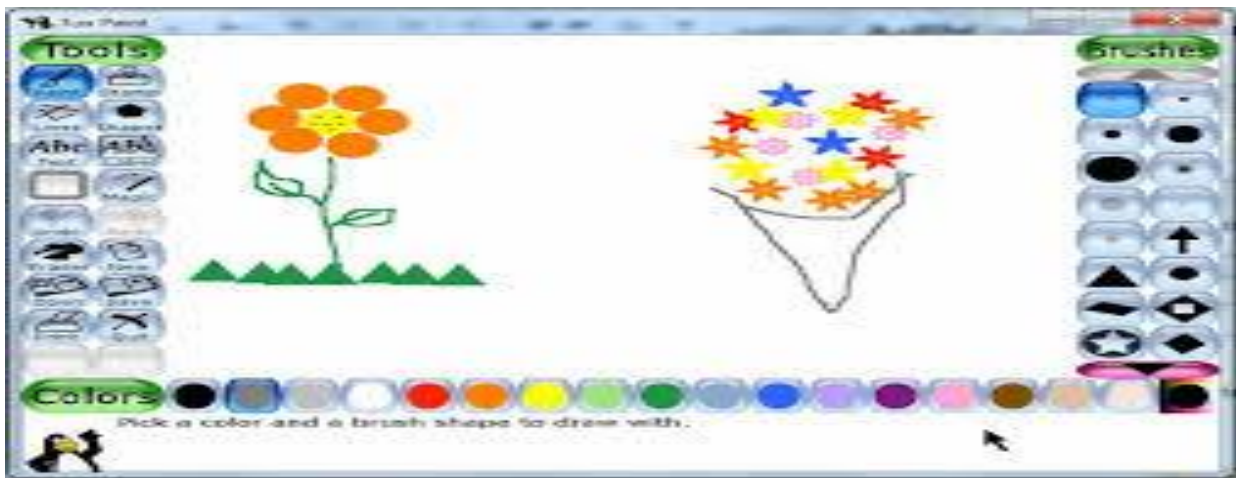
5. Sources of Food in My Kitchen: Look into your kitchen and list 10 food items. Find out which ones come from plants and which ones come from animals. Document your findings.

6. Games Our Grandparents Played: Ask your grandparents or elders about the games they used to play when they were children. Write the names of 3 old games, how they are played, you can also make a miniature model of any one game.


7. Old and New – A Look at Changes: Ask your elders how life was different when they were children (clothes, food, school, games, transport). Write the difference between “Then” and “Now” in a table.

ROBOTICS / COMPUTER SCIENCE

Activity: Children you know we can use a computer for painting beautiful pictures. Draw the following figures / scenes using Paint, Tux Paint or any drawing-painting software. You can follow some simple steps to draw a flower or any other figure. Giving one for example:-



Now try any three out of these: -





You can use <http://www.tuxpaint.org/download/> link to download Tux Paint.

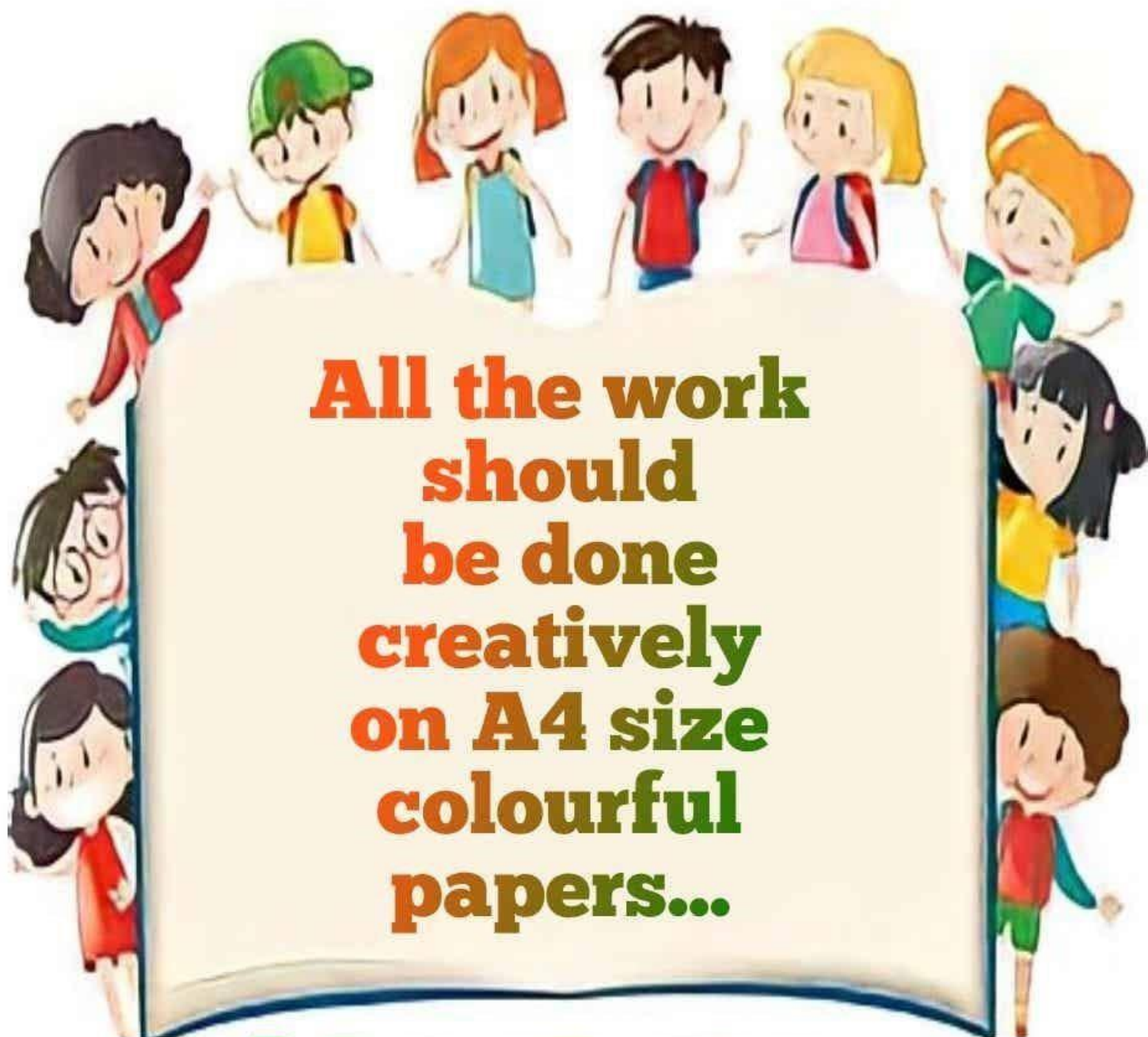
Children if you are not able to draw these shapes/ flowers/ scene, you can draw any five drawings of your choice.

ROBOTICS / COMPUTER SCIENCE

ROBOTICS

1) Did you know that there are swarm robots present that look like insects? Even in the army Robots are used to remove bomb and save human lives. Use the given picture as a Reference, and draw your own robot in the space given below with the help of some robot parts given in the box.





**All the work
should
be done
creatively
on A4 size
colourful
papers...**

